

Hydraulic Pressure Control
GHR Series



Wellhead Control

Blow Out Preventer

Hydraulic Power Units

Subsea Actuator Supply

Testing Applications

Ballast Control



GO Regulator

GO GHR Series Hydraulic Regulator

Excellent Pressure Control. Ergonomic Compact Design. Highly Reliable.

The GHR Series Hydraulic Pressure Regulator is a compact, durable, highly accurate and stable regulator for application in hydraulic systems and offers a number of useful features that make it the right choice for use in systems requiring accurate pressure control, integrated and accurate spill control, low operating torques and reliable functioning / sealing over an extended service period in applications involving pressures up to 690 barg / 10,000 psig.

Control Knob

Easy Grip Control Knob combined with a thrust bearing (sealed for life) provides low operating torques. Options for locked outlet and limited outlet pressures are available as options.

Ports

Available in NPT, BSPP, SAE in 2, 3 or 4 port variants.

Multiple Mounting Options

Panel Mounting and Base Mounting Options available as standard.

Materials


The body material is 316 SS as standard.

Captured Vent

Fluid is spilled back to tank from outlet side of the regulator. The spilled fluid is directed through a captured vent which prevents it from coming into contact with the loading mechanism.

Optional Features

- Alternative body and sealing materials available upon request to meet the requirements of NACE or low temperature applications.
- Alternative port configurations available.
- Manifoldd solutions for integrating system components together available - call factory for examples of manifolded product.



Adjustable Spill Valve

Adjustable, integrated lock relief / liquid spill valve allows excess control pressure to be spilled back to tank at predetermined set pressure. Advantages include not having to rely on a safety relief valve for noncritical applications. As an option, the regulator can be ordered without the spill feature.

Outlet Pressure Ranges

A range of outlet pressure ranges are available with stainless steel springs optimized for each. With 8 ranges across the 10,000 psig (690 barg) range, highly accurate pressure control is assured.

Control at Low Outlet Pressures

A large sensing piston provides highly accurate pressure control for applications below 165 psig (10 barg).

Proven Sealing Technology

Hard metallic seating components produced to a high standard of accuracy and finish ensure long life and leak tight performance on a range of hydraulic fluids.

How to Order

GHR 1 S H V 2A A X X O P

Basic Series

Outlet Pressure Range

- 1 - 1 to 150 psi (0.07 to 10 bar)
- 2 - 2 to 500 psi (0.2 to 35 bar)
- 3 - 5 to 1000 psi (0.4 to 69 bar)
- 4 - 10 to 1500 psi (0.7 to 104 bar)
- 5 - 15 to 2500 psi (1.1 to 173 bar)
- 6 - 25 to 4000 psi (1.8 to 276 bar)
- 7 - 50 to 6000 psi (3.5 to 414 bar)
- 8 - 200 to 10000 psi (14 to 690 bar)

Spill Valve

- X - Not Required
- S - Spill Valve Required

Seat Material

- H - Hard (Hydraulic Applications only)

O rings

- V - Viton*
- N - Nitrile (Buna N)
- E - EPDM

Port Code

See Port Configurations at right

- 2A
- 3A
- 4B

Panel Mounting Kit

- X - Not required
- P - Panel Mounting Kit

Adjustment

- 0 - Handwheel
- 1 - Locked
- 2 - Limit Stop

Outlet Gauge

- X - No Gauge
- A - Gauge

Inlet Gauge

- X - No Gauge
- A - Gauge

Port Type

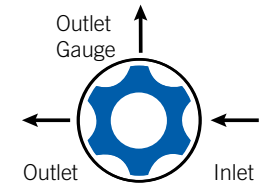
- A - 1/4" NPT*
- B - G1/4
- C - 1/4" SAE
- D - 3/8" NPT*
- E - G3/8
- F - 3/8" SAE

Port Configurations

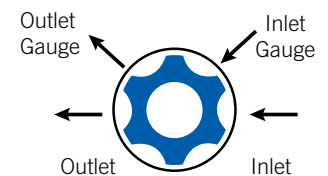
2A



3A

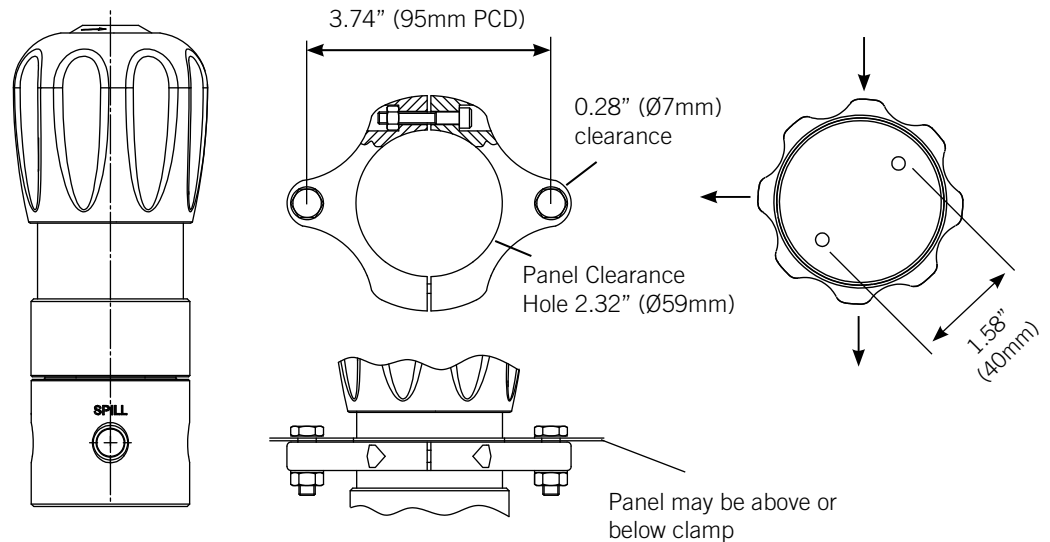


4B



Specification

- **Maximum Inlet Pressure:**
10,000 psig (690 barg)
- **Outlet Pressure Ranges:**
See ordering sheet above.
- **Temperature range:**
-4 to 158°F
-20 to +70°C
- **Flow Coefficient:**
Cv 0.08 (main / spill valve)
- **Body Material:**
316 Stainless Steel
- **Seating Materials:**
17/4 PH & ANSI 440C
- **Outboard seals:**
Viton, EPDM, Nitrile
- **Mounting Options:**
Base Mounting or Panel Mounting Kit

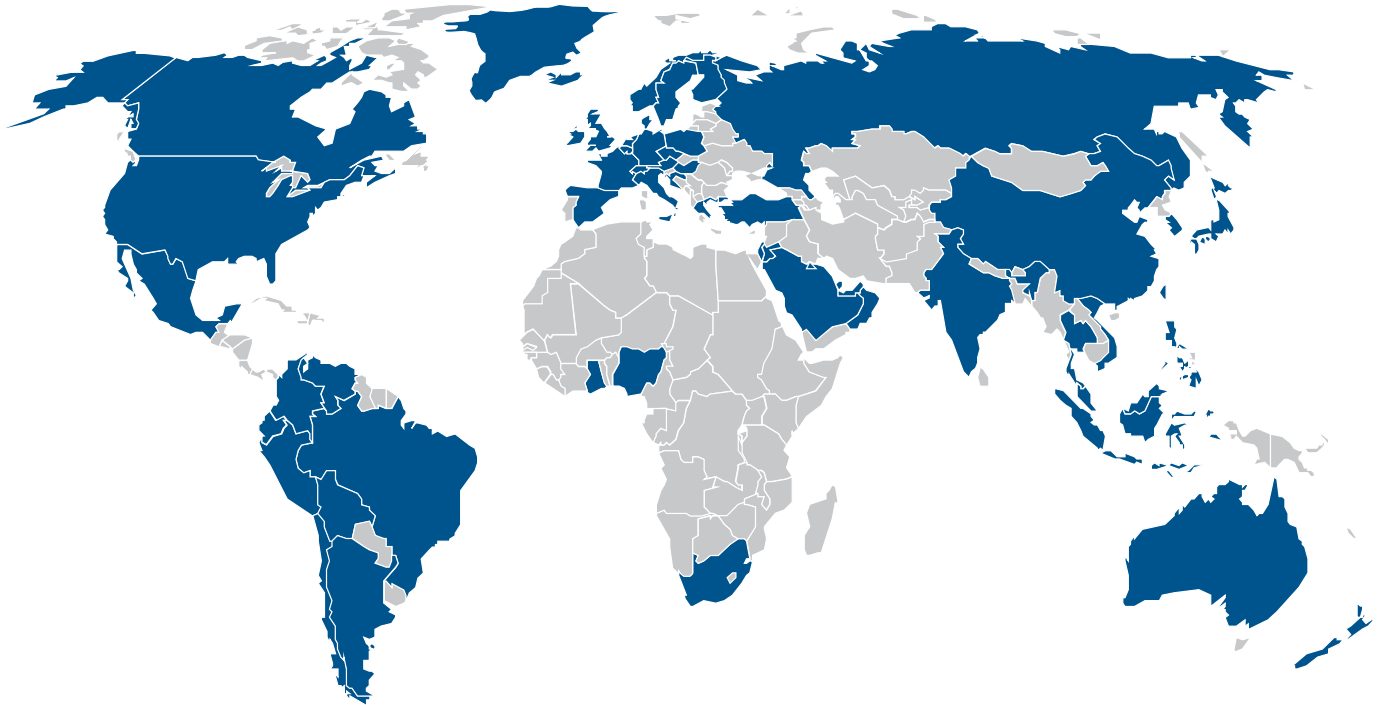


Regulator height: 7.4" (188mm)

Body Diameter: 2.44" (Ø62mm)

Panel Mounting: Panel cut-out 2.33" (Ø59mm) + 0.28" (2xØ7mm) holes (3.75" [95mm] PCD [Pitch Circle Diameter]).

Base Mounting Threads: M6 x .472" (12mm) deep 1.57" (40mm) PCD.



The GO Regulator Brand is just one product offering manufactured and supplied by CIRCOR Energy, an ISO 9001:2008 registered facility headquartered in Spartanburg, SC, USA, a division of CIRCOR International (NYSE:CIR).



GO Regulator distributors are worldwide.

Contact us or visit our website to locate the nearest distributor to assure your projects are consistently implemented across the globe with the greatest Safety, Integrity and Reliability.

Sales and After Market Support Network

Represented in 64 countries around the world and throughout the United States of America.



GO Regulator

PO Box 4866
Spartanburg, SC 29305-4866
Tel +1-864-574-7966
Fax +1-864-587-5608

www.goreg.com
sales-go@circor.com

Our headquarters and manufacturing facilities are located at:
405 Centura Ct.
Spartanburg, SC, USA
29303-6603